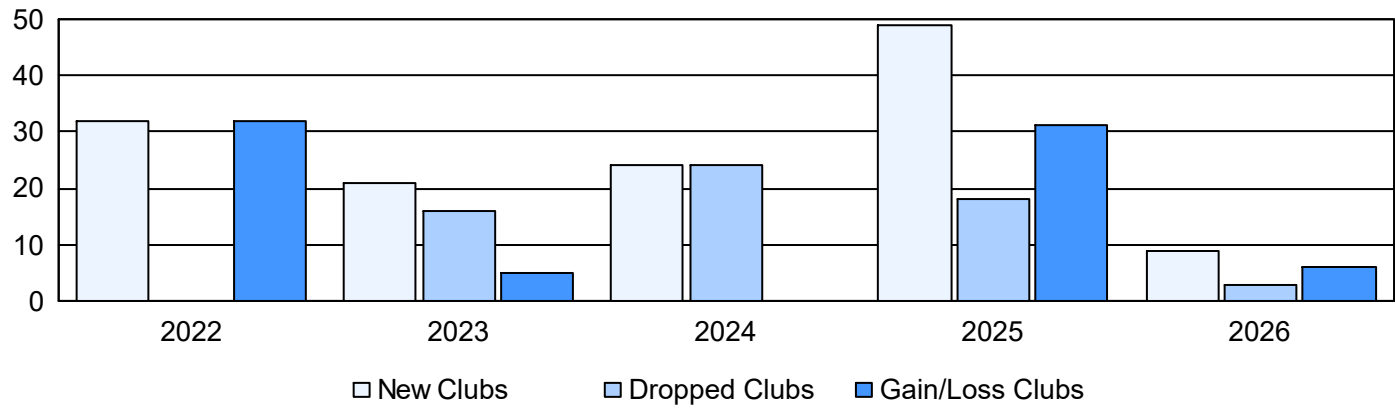
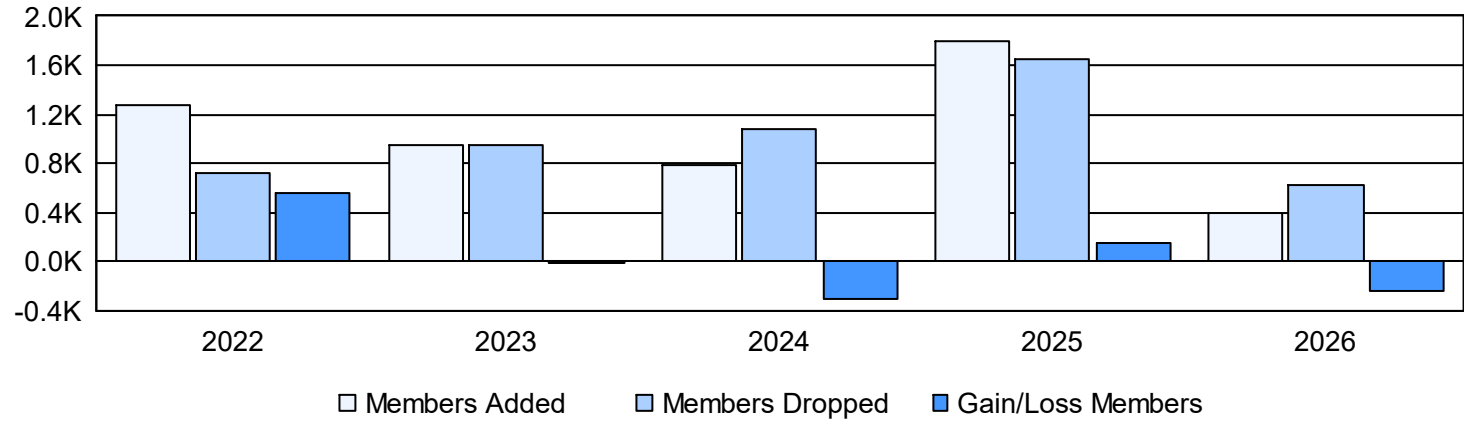


| Year | New Clubs | Dropped Clubs | Gain/ Loss Clubs | New Members | Charter Members | Reinstate Members | Transfer Members | Total Member Added | Total Members Dropped | Gain/ Loss Members |
|-----------|-----------|---------------|------------------|-------------|-----------------|-------------------|------------------|--------------------|-----------------------|--------------------|
| 2021-2022 | 32 | 0 | 32 | 453 | 809 | 9 | 4 | 1,275 | 725 | 550 |
| 2022-2023 | 21 | 16 | 5 | 333 | 586 | 26 | 2 | 947 | 952 | -5 |
| 2023-2024 | 24 | 24 | 0 | 257 | 510 | 7 | 8 | 782 | 1,080 | -298 |
| 2024-2025 | 49 | 18 | 31 | 433 | 1,271 | 71 | 27 | 1,802 | 1,645 | 157 |
| 2025-2026 | 9 | 3 | 6 | 95 | 265 | 32 | 2 | 394 | 629 | -235 |
| Average | 27 | 12 | 15 | 314 | 688 | 29 | 9 | 1,040 | 1,006 | 34 |

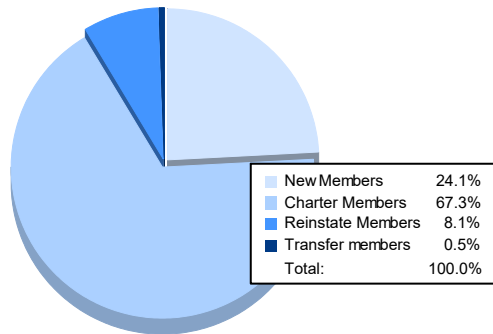
Clubs



Members



Membership Composition January 2026 Cumulative



Gender Composition January 2026 Cumulative

